

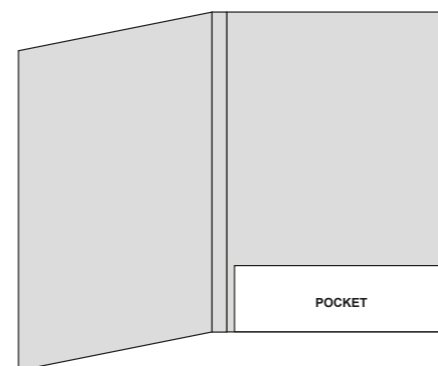
BACK COVER

FRONT COVER

FLAP

Grey box shows size of business card when inserted into cut slits.

POCKET




A4 Folder / 10mm Capacity Outside


Fits A4 paper / Business card slits optional Flat Size: 474 x 415.6mm


Place your design within 'Artwork' layer and delete 'Guide' layer once finished.
Failure to remove guide layer will result in template printing over artwork design.

- Please ensure:**
- Colour: CMYK (RGB will be converted)
 - Fonts: Embedded or converted to outlines
 - Image Resolution: 300dpi or higher
 - Crop marks and 3mm bleed are included
 - Accepted format: PDF (one file)

Please upload one PDF including two copies of artwork - one with cutter guide visible and one without.

 **Finished Size** - This is the finished size of the product once cut.

 **Safe Area** - We recommend keeping text and images out of the grey area, remaining in white box.

 **3mm Bleed** - Please extend your artwork into the bleed if you are using full colour or imagery in the background. Anything within this area will be removed once cut.

Aa Orientation - Place artwork the same way up as text shown for orientation to be correct once assembled.

Business Card Slits

Business card slits are included on all panels as standard. If slits are not required please ensure this finishing option is selected when ordering and Business Card Slits layer is removed when placing artwork.

INSIDE LEFT

INSIDE RIGHT

A4 Folder / 10mm Capacity Inside

Fits A4 paper / Business card slits optional Flat Size: 474 x 415.6mm

Place your design within 'Artwork' layer and delete 'Guide' layer once finished.
Failure to remove guide layer will result in template printing over artwork design.


Please ensure:


- Colour: CMYK (RGB will be converted)
- Fonts: Embedded or converted to outlines
- Image Resolution: 300dpi or higher
- Crop marks and 3mm bleed are included
- Accepted format: PDF (one file)


Please upload one PDF including two copies of artwork - one with cutter guide visible and one without.


Business Card Slits

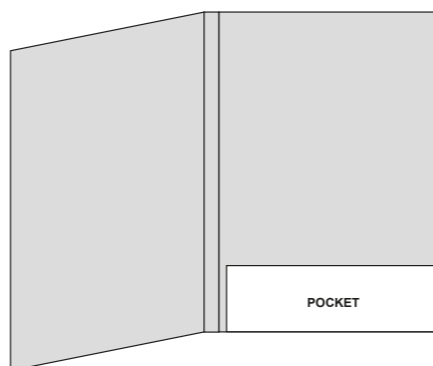
Business card slits are included on all panels as standard. If slits are not required please ensure this finishing option is selected when ordering and Business Card Slits layer is removed when placing artwork.

 **Finished Size** - This is the finished size of the product once cut.

 **Safe Area** - We recommend keeping text and images out of the grey area, remaining in white box.

 **3mm Bleed** - Please extend your artwork into the bleed if you are using full colour or imagery in the background. Anything within this area will be removed once cut.

 **Orientation** - Place artwork the same way up as text shown for orientation to be correct once assembled.



POCKET

FLAP

INSIDE OF POCKET

F28_A4_G10